

MODEL 290 UHF DATA LINK TRANSPONDER

DATA SHEET & TECHNICAL SPECIFICATIONS



Features

- ▶ Field Proven Hardware
- ▶ Modular Design
- ▶ 16 Available Frequency Channels in the range of 358 MHz to 380 MHz
- ▶ GMSK Modulation
- ▶ Greater than 3W RF Output Power
- ▶ 3 antenna ports
- ▶ Ruggedized Aluminum Chassis

Applications

- ▶ Autopilot Interface
- ▶ Command and Telemetry

The Model 290 UHF datalink transponder is a command receiver and telemetry transmitter enclosed in a single lightweight package. The transponder receives commands transmitted by the ground control station and interfaces with the vehicle management computer or autopilot.

Uplink UHF command messages from the ground control station are received by the transponder in the frequency band of 358 MHz to 380 MHz. The RF data is converted to a serial data stream that is digitally transmitted to the vehicle autopilot for processing. The

autopilot can then send a serial data stream back to the transponder where the telemetry downlink is then transmitted down to the ground control station. It also has three antenna ports to support multiple antenna inputs via the vehicle RF switch. Multiple antenna inputs can be toggled through for the strongest signal.

The Model 290 has been qualified per MIL-STD-810 (Environmental) making it one of the most capable devices in the industry.

MODEL 290 UHF DATA LINK TRANSPONDER

DATA SHEET & TECHNICAL SPECIFICATIONS

Environmental


- ▶ Temperature: Operating: -40° C to +71° C
- ▶ Vibration: Random, 15 to 2000 Hz, 9.3 G 30 minutes per orthogonal axis
- ▶ Altitude: 50,000 ft
- ▶ Shock: Sawtooth, 20 G for 11ms, 18 shocks total
- ▶ Humidity: Up to 95% @ 40° C (all boards are conformal coated)


Power Requirements


- ▶ DC Power: 22 VDC to 32 VDC (28 VDC Nominal)
- ▶ Reverse Polarity: Yes
- ▶ Power Consumption: 80 Watts maximum (2.9 amps @ 28 VDC)


Physical

- ▶ Size: 5.00" W x 2.95" T x 6.00" D
- ▶ Weight: 6 pounds
- ▶ Connectors: Circular, SMA Female x3
- ▶ Finish: Black Paint
- ▶ Installation: Flange Mount Base Plate

 35 Hill Ave.
Fort Walton Beach, FL 32548

 ContactMSI@kratosdefense.com

 www.kratosdefense.com

 (850) 244-2332